

## LENS

- 3D lens strip
- Available for beam angle 15° 25° 35° 45° 60° 20x55°
- Available color White and DMX+White/RGB/RGBW

# Outdoor wall washing

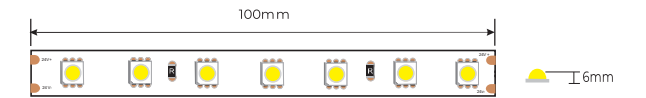
- 3D, molded end caps of same size
- Multiple angles optional, 15°/25°/35°/20\*55°
- 3-4 meters wall washing



## L570-24V-0806mm

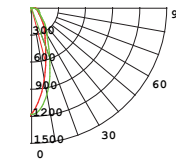


- Wall-washing strip with 45° emitting angle
- Sub-size strip
- For indoor applications
- Super cost-effective



### Basic Parameters

Size	5000×8×6mm
Cutting Unit	7LEDs/100mm
Input Voltage	24VDC
Input Current	0.6A/1m
Typ.power	14.4W/1m
Max.Power	15.84W
Beam angle	45°
Bending Diameter	>60mm
Copper foil	3oz



### Photo-electric Parameters

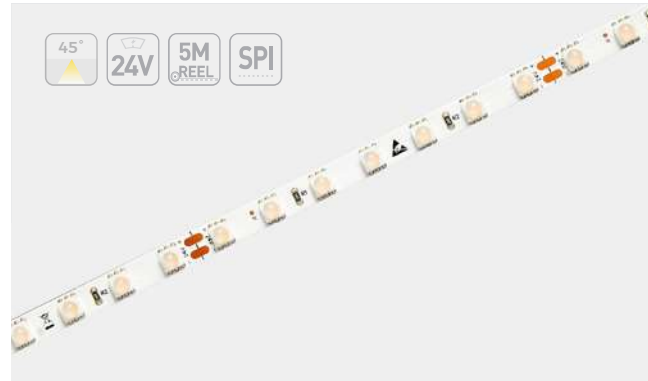
CRI	CCT	LM/m	LM/W	Energy Efficiency Class
>90	1900 K	830	58	/
	2700 K	1220	85	/
	3000 K	1290	90	/
	3500 K	1330	95	/
	4000 K	1330	95	/
	6500 K	1330	95	/

### Recommended Solution

Name	Picture	Model	Remark
Power Supply		LRS-XXX-24	Constant voltage 24V, Not waterproof, Non-dimming
Controller		V1-L	12-48V monochromatic dimming controller
Remote Control		R6-1	Monochromatic dimming controller, in conjunction with controller



## LS570-24V-0806mm

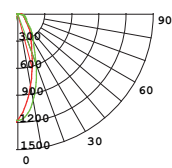


- Wall-washing strip with 45° emitting angle
- Sub-size strip
- For indoor applications
- Super cost-effective



### Basic Parameters

Size	5000×8×6mm
Cutting Unit	7LEDs/100mm
Input Voltage	24VDC
Input Current	0.6A/1m
Typ.power	14.4W/1m
Max.Power	15.84W
Beam angle	45°
Bending Diameter	>60mm
Copper foil	3oz



### Photo-electric Parameters

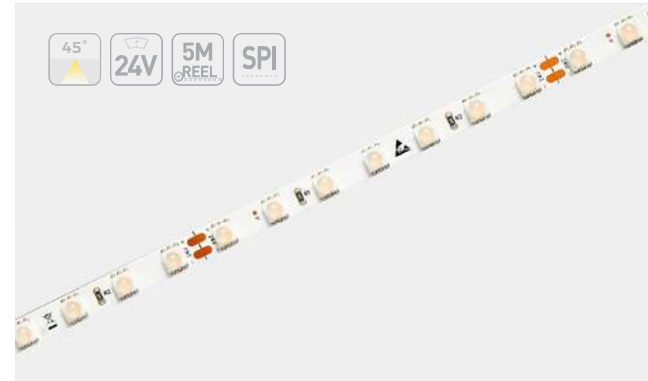
CRI	CCT	LM/m	LM/W	Energy Efficiency Class
>90	1900 K	830	58	/
	2700 K	1220	85	/
	3000 K	1290	90	/
	3500 K	1330	95	/
	4000 K	1330	95	/
	6500 K	1330	95	/

### General Parameter

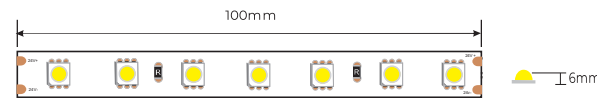
### Recommended Solution

Name	Picture	Model	Remark
Controller		K-1000C	DC5-24V programmable digital controller
Controller		K-8000C	DC5-24V programmable digital controller

## LS570RGB-24V-0806mm

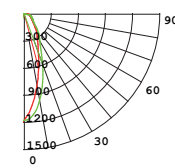


- Wall-washing strip with 45° emitting angle
- Sub-size strip
- For indoor applications
- Super cost-effective



### Basic Parameters

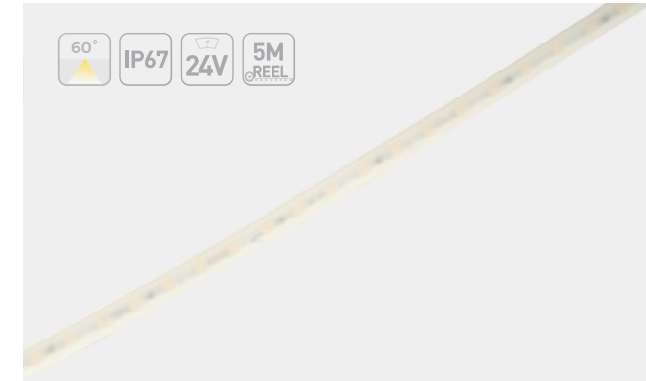
Size	5000×8×6mm
Cutting Unit	7LEDs/100mm
Input Voltage	24VDC
Input Current	0.6A/1m
Typ.power	14.4W/1m
Max.Power	15.84W
Beam angle	45°
Bending Diameter	>60mm
Copper foil	3oz



### Photo-electric Parameters

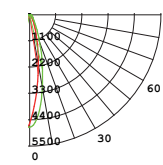
CRI	CCT	LM/m	LM/W	Energy Efficiency Class
/	SPI	/	/	/

## L570-24V-1010mm



### Basic Parameters

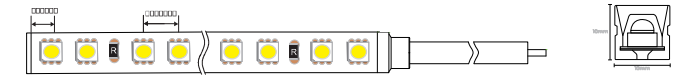
Size	5000×10×10mm
Cutting Unit	7LEDs/100mm
Input Voltage	24VDC
Input Current	0.6A/1m
Typ.power	14.4W/1m
Max.Power	15.84W
Beam angle	60°
Bending Diameter	>60mm
Copper foil	3oz



### Photo-electric Parameters

CRI	CCT	LM/m	LM/W	Energy Efficiency Class
>90	1900 K	690	48	/
	2700 K	1050	75	/
	3000 K	1150	80	/
	3500 K	1220	85	/
	4000 K	1220	85	/
	6500 K	1220	85	/

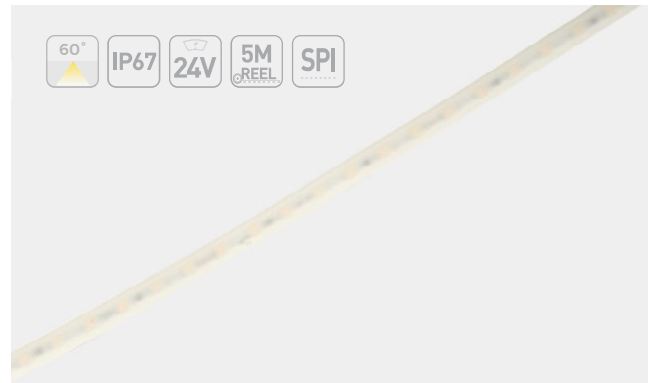
- Wall-washing strip with 60° emitting angle
- Sub-size strip
- IP67, for outdoor applications



### Recommended Solution

Name	Picture	Model	Remark
Power Supply		LRS-XXX-24	Constant voltage 24V, Not waterproof, Non-dimming
Controller		VI-L	12-48V monochromatic dimming controller
Remote Control		R6-1	Monochromatic dimming controller, in conjunction with controller

## LS570-24V-1010mm

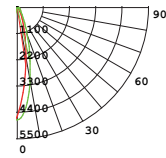


- Wall-washing strip with 60° emitting angle
- Sub-size strip
- IP67, for outdoor applications



### Basic Parameters

Size	5000×10×10mm
Cutting Unit	7LEDs/100mm
Input Voltage	24VDC
Input Current	0.6A/1m
Typ.power	14.4W/1m
Max.Power	15.84W
Beam angle	60°
Bending Diameter	>60mm
Copper foil	3oz



### Photo-electric Parameters

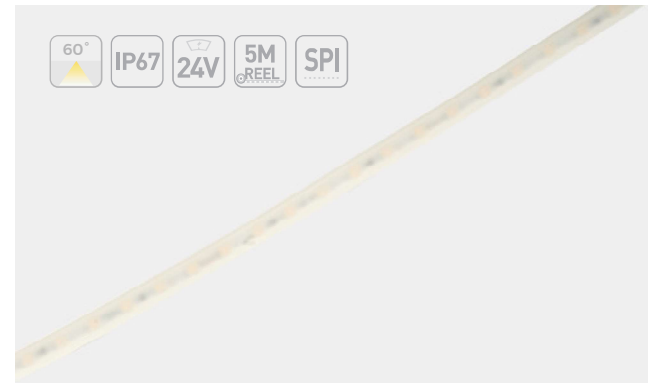
CRI	CCT	LM/m	LM/W	Energy Efficiency Class
>90	1900 K	690	48	/
	2700 K	1050	75	/
	3000 K	1150	80	/
	3500 K	1220	85	/
	4000 K	1220	85	/
	6500 K	1220	85	/

### General Parameter

#### Recommended Solution

Name	Picture	Model	Remark
Controller		K-1000C	DC5-24V programmable digital controller
Controller		K-8000C	DC5-24V programmable digital controller
Power Supply		LRS-XXX-24	Constant voltage 24V, Not waterproof, Non-dimming

## LS570RGB-24V-1010mm

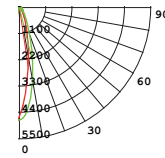


- Wall-washing strip with 60° emitting angle
- Sub-size strip
- IP67, for outdoor applications



### Basic Parameters

Size	5000×10×10mm
Cutting Unit	7LEDs/100mm
Input Voltage	24VDC
Input Current	0.6A/1m
Typ.power	14.4W/1m
Max.Power	15.84W
Beam angle	60°
Bending Diameter	>60mm
Copper foil	3oz



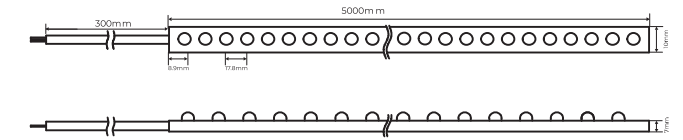
### Photo-electric Parameters

CRI	CCT	LM/m	LM/W	Energy Efficiency Class
/	SPI	/	/	/

## LX56-24V-1007

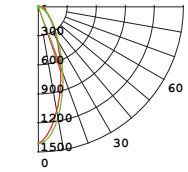


- 10mm super-slim FPC, flexible application
- 5m driven by one end
- 35° beam angle, multiple colors optional



### Basic Parameters

Size	5000×10×7mm
Cutting Unit	1LEDs/125mm
Input Voltage	24VDC
Input Current	0.6A/m
Typ.power	14.4W/m
Max.Power	15.84W
Beam angle	35°
Bending Diameter	>60mm
Copper foil	3oz



### Photo-electric Parameters

CRI	CCT	LM/m	LM/W	Energy Efficiency Class
>90	1900 K	1000	70	/
	2700 K	1290	90	/
	3000 K	1360	95	/
	3500 K	1360	95	/
	4000 K	1360	95	/
	6500 K	1360	95	/

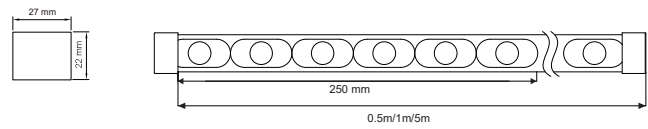
### Recommended Solution

Name	Picture	Model	Remark
Power Supply		LRS-XXX-24	Constant voltage 24V, Not waterproof, Non-dimming
Controller		V1-L	12-48V monochromatic dimming controller
Remote Control		R6-1	Monochromatic dimming controller, in conjunction with controller

## LX24-24V-2722mm NEW



- Top and side bending
- Working length up to 5m



### Basic Parameters

Size	500/1000/5000*27*22mm
Cutting Unit	/
Input Voltage	24VDC
Input Current	1A/m
Typ.power	24W/m
Max.Power	26.4W
Beam angle	15°/25°/35°/20°55°
Bending Diameter	>400mm
Copper foil	3oz

### Photo-electric Parameters

	CRI	CCT	LM/m	LM/W
White Light	>90	2700 K	1560	65
		3000 K	1620	67
		3500 K	1660	69
		4000 K	1700	71
		6500 K	1530	70

### Recommended Solution

Name	Picture	Model	Remark
Power Supply		LRS-XXX-24	Constant voltage 24V, Not waterproof, Non-dimming

### General Parameter

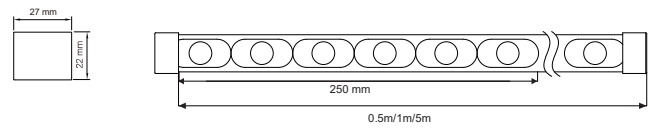
#### Recommended Solution

Name	Picture	Model	Remark
Aluminum carrier		/	L1000*W30*H51
Mouldable aluminum carrier		/	L1000*W30*H51

## LMX24-24V-2722mm NEW



- Silicone with good waterproof and UV resistance
- Accessories for surface, pendant, and ceiling installations



### Basic Parameters

Size	500/1000/5000*27*22mm
Cutting Unit	/
Input Voltage	24VDC
Input Current	1A/m
Typ.power	24W/m
Max.Power	26.4W
Beam angle	15°/25°/35°/20°55°
Bending Diameter	>400mm
Copper foil	3oz

### Photo-electric Parameters

	CRI	CCT	LM/m	LM/W
DMX-White Light	>90	DMX 2700 K	1560	65
		DMX 3000 K	1620	67
		DMX 3500 K	1660	69
		DMX 4000 K	1700	71
		DMX 6500 K	1530	70

### Recommended Solution

Name	Picture	Model	Remark
Controller		K-1000C	DC5-24V programmable digital controller
Controller		K-8000C	DC5-24V programmable digital controller

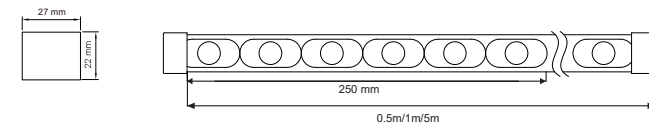
#### Recommended Solution

Name	Picture	Model	Remark
Aluminum clip		/	L25*W30*H51
Adjustable bracket		/	/

## LMX24RGB-24V-2722mm NEW



- Top and side bending
- Working length up to 5m



### Basic Parameters

Size	500/1000/5000*27*22mm
Cutting Unit	/
Input Voltage	24VDC
Input Current	1A/m
Typ.power	24W/m
Max.Power	26.4W
Beam angle	15°/25°/35°/20°55°
Bending Diameter	>400mm
Copper foil	3oz

### Photo-electric Parameters

	CRI	CCT	LM/m	LM/W
DMX-RGB	/	DMX	/	/

### General Parameter

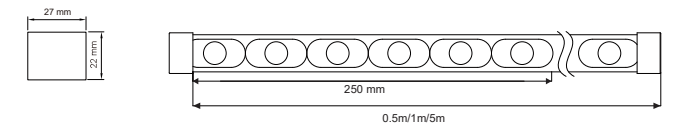
#### Recommended Solution

Name	Picture	Model	Remark
Controller		K-1000C	DC5-24V programmable digital controller
Controller		K-8000C	DC5-24V programmable digital controller

## LMX24RGBW-24V-2722mm NEW



- Silicone with good waterproof and UV resistance
- Accessories for surface, pendant, and ceiling installations



### Basic Parameters

Size	500/1000/5000*27*22mm
Cutting Unit	/
Input Voltage	24VDC
Input Current	1A/m
Typ.power	24W/m
Max.Power	26.4W
Beam angle	15°/25°/35°/20°55°
Bending Diameter	>400mm
Copper foil	3oz

### Photo-electric Parameters

	CRI	CCT	LM/m	LM/W
DMX-RGBW	>90	DMX 2700 K	1080	45
		DMX 3000 K	1100	46
		DMX 3500 K	1100	46
		DMX 4000 K	1100	46
		DMX 6500 K	1130	47

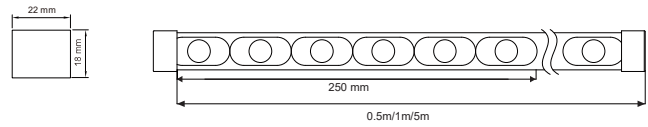
#### Recommended Solution

Name	Picture	Model	Remark
Aluminum carrier		/	L1000*W30*H51
Mouldable aluminum carrier		/	L1000*W30*H51
Aluminum clip		/	L25*W30*H51
Adjustable bracket		/	/

## LX24-24V-2218mm NEW



- Top and side bending
- Working length up to 5m



### Basic Parameters

Size	500/1000/5000*22*18mm
Cutting Unit	/
Input Voltage	24VDC
Input Current	0.75A/m
Typ.power	18W/m
Max.Power	19.8W
Beam angle	15°/35°
Bending Diameter	>400mm
Copper foil	3oz

### Photo-electric Parameters

	CRI	CCT	LM/m	LM/W
White Light	>90	2700 K	1170	65
		3000 K	1210	67
		3500 K	1240	69
		4000 K	1280	71
		6500 K	1260	70

### Recommended Solution

Name	Picture	Model	Remark
Power Supply		LRS-XXX-24	Constant voltage 24V, Not waterproof, Non-dimming

### General Parameter

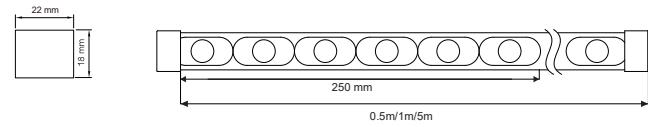
#### Recommended Solution

Name	Picture	Model	Remark
Aluminum carrier		/	L1000*W25*H47
Mouldable aluminum carrier		/	L1000*W25*H47

## LMX24-24V-2218mm NEW



- Silicone with good waterproof and UV resistance
- Accessories for surface, pendant, and ceiling installations



### Basic Parameters

Size	500/1000/5000*22*18mm
Cutting Unit	/
Input Voltage	24VDC
Input Current	0.75A/m
Typ.power	18W/m
Max.Power	19.8W
Beam angle	15°/35°
Bending Diameter	>400mm
Copper foil	3oz

### Photo-electric Parameters

	CRI	CCT	LM/m	LM/W
DMX-White Light	>90	DMX 2700 K	1170	65
		DMX 3000 K	1210	67
		DMX 3500 K	1240	69
		DMX 4000 K	1280	71
		DMX 6500 K	1260	70

### Recommended Solution

Name	Picture	Model	Remark
Controller		K-1000C	DC5-24V programmable digital controller
Controller		K-8000C	DC5-24V programmable digital controller

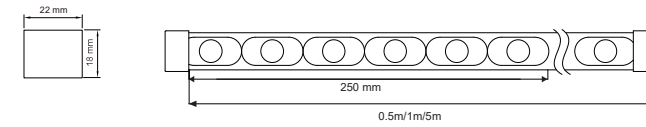
#### Recommended Solution

Name	Picture	Model	Remark
Aluminum clip		/	L25*W25*H47
Adjustable bracket		/	/

## LMX24RGB-24V-2218mm NEW



- Top and side bending
- Working length up to 5m



### Basic Parameters

Size	500/1000/5000*22*18mm
Cutting Unit	/
Input Voltage	24VDC
Input Current	0.75A/m
Typ.power	18W/m
Max.Power	19.8W
Beam angle	15°/35°
Bending Diameter	>400mm
Copper foil	3oz

### Photo-electric Parameters

	CRI	CCT	LM/m	LM/W
DMX-RGB	/	DMX	/	/

### General Parameter

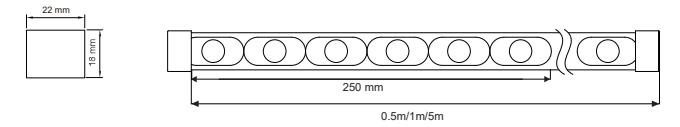
#### Recommended Solution

Name	Picture	Model	Remark
Controller		K-1000C	DC5-24V programmable digital controller
Controller		K-8000C	DC5-24V programmable digital controller

## LMX24RGBW-24V-2218mm NEW



- Silicone with good waterproof and UV resistance
- Accessories for surface, pendant, and ceiling installations



### Basic Parameters

Size	500/1000/5000*22*18mm
Cutting Unit	/
Input Voltage	24VDC
Input Current	0.75A/m
Typ.power	18W/m
Max.Power	19.8W
Beam angle	15°/35°
Bending Diameter	>400mm
Copper foil	3oz

### Photo-electric Parameters

	CRI	CCT	LM/m	LM/W
DMX-RGBW	>90	DMX 2700 K	810	45
		DMX 3000 K	830	46
		DMX 3500 K	830	46
		DMX 4000 K	830	46
		DMX 6500 K	850	47

#### Recommended Solution

Name	Picture	Model	Remark
Aluminum carrier		/	L1000*W25*H47
Mouldable aluminum carrier		/	L1000*W25*H47
Aluminum clip		/	L25*W25*H47
Adjustable bracket		/	/