

TUB M INT

Code	01.0592.9.930.BK
Color	Black
Input Wattage	9 W
Luminaire luminous flux	1210 Lm
Luminaire efficacy	134,4 lm/W
CCT	3000K
CRI	>90
Voltage (V)	220-240V, 50/60Hz
Warranty	5 Years
IP Grade	IP20

OPTICAL

Type	LED
Light beam angle	30°
Light distribution	Symmetric

ELECTRICAL

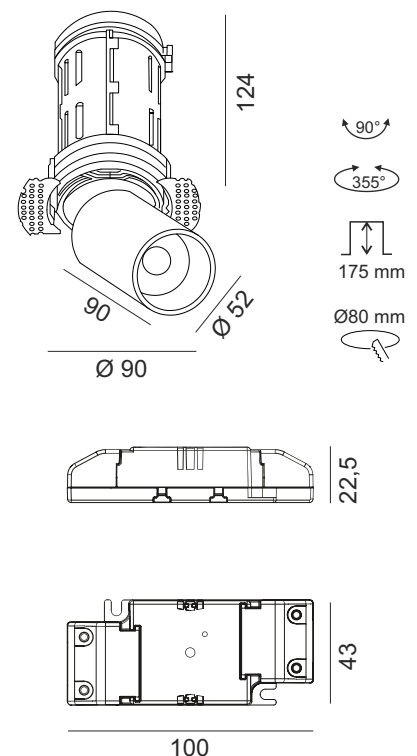
Driver	Included
Power system	10,5 W
Output Current	250mA
Output Voltage	5,8V-10V
Dimming	NO DIM
Input Voltage	220-240V
Input Frequency	50-60Hz
Dimension ØxH(mm)	100x43x22.5
Protection type	IP20
Construction material	Plastic
Driver mounting	Remote
Ta °C	-20°C to 50°C
Tc °C	80°C

OTHER DATA


Cutout dimension (mm)	Ø80mm
Recommended height (mm)	175mm
Swivel angle	90°
Rotation angle	355°
Fixings Hardware	Metal clip
Mounting	Ceiling recessed trimless
Construction material	Aluminium / Polycarbonate
Operating Ambient Temp.	-20 to 40 °C
Weight	0,358 kg
Gross weight	0,475 kg



DIMENSIONS



ACCESSORY

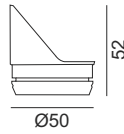


CERTIFICATIONS




TUB M ACCESSORY

Model WALL WASHER TUB M
Category Accessories

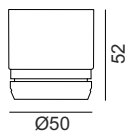


Code 06.A05WW
Color Black




TUB M ACCESSORY

Model SNOOT TUB M
Category Accessories

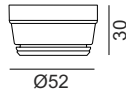


Code 06.A05NB
Color Black




TUB M ACCESSORY

Model FOGGY COVER TUB M
Category Accessories

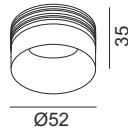


Code 06.A05FG
Color Mat white



TUB M ACCESSORY


Model SHIELD L TUB M
 Category Accessories



Code 06.A05SHL.BR
 Color Brass

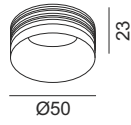


Code 06.A05SHL.CP
 Color Copper



TUB M ACCESSORY


Model SHIELD TUB M
 Category Accessories



Code 06.A05SH.BR
 Color Brass

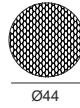


Code 06.A05SH.CP
 Color Copper




TUB M ACCESSORY

Model HONEYCOMB TUB M
Category Accessories



Code 06.A05HC
Color Black




TUB M ACCESSORY

Model DIFFUSER FOGGY TUB M
Category Accessories



Code 06.A05SFT
Color Foggy

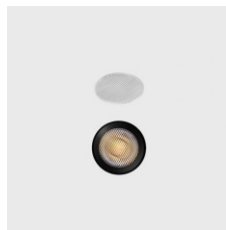


TUB M ACCESSORY

Model DIFFUSER LINE TUB M
Category Accessories



Code 06.A05ELPS
Color Transparent




TUB M ACCESSORY

Model LENS TUB M
Category Accessories



Code 06.A05LS15
Light beam angle 15°
Color Transparent



Code 06.A05LS30
Light beam angle 30°
Color Transparent

