

# TUB M INT

Code	01.0592.9.930.WH
Color	White
Input Wattage	9 W
Luminaire luminous flux	1210 Lm
Luminaire efficacy	134,4 lm/W
CCT	3000K
CRI	>90
Voltage (V)	220-240V, 50/60Hz
Warranty	5 Years
IP Grade	IP20

## OPTICAL

Type	LED
Light beam angle	30°
Light distribution	Symmetric

## ELECTRICAL

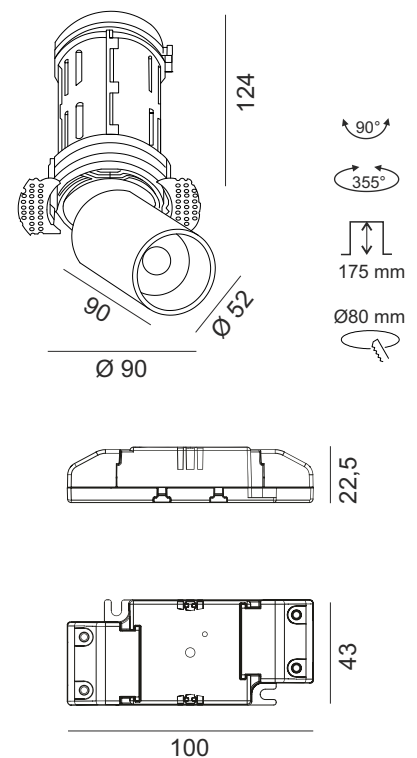
Driver	Included
Power system	10,5 W
Output Current	250mA
Output Voltage	5,8V-10V
Dimming	NO DIM
Input Voltage	220-240V
Input Frequency	50-60Hz
Dimension ØxH(mm)	100x43x22.5
Protection type	IP20
Construction material	Plastic
Driver mounting	Remote
Ta °C	-20°C to 50°C
Tc °C	80°C

## OTHER DATA


Cutout dimension (mm)	Ø80mm
Recommended height (mm)	175mm
Swivel angle	90°
Rotation angle	355°
Fixings Hardware	Metal clip
Mounting	Ceiling recessed trimless
Construction material	Aluminium / Polycarbonate
Operating Ambient Temp.	-20 to 40 °C
Weight	0,358 kg
Gross weight	0,475 kg



## DIMENSIONS



## ACCESSORY

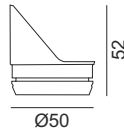


## CERTIFICATIONS




# TUB M ACCESSORY

Model WALL WASHER TUB M  
Category Accessories

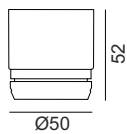


Code 06.A05WW  
Color Black




# TUB M ACCESSORY

Model SNOOT TUB M  
Category Accessories

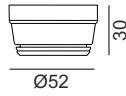


Code 06.A05NB  
Color Black




# TUB M ACCESSORY

Model FOGGY COVER TUB M  
Category Accessories

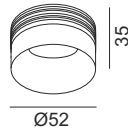


Code 06.A05FG  
Color Mat white



# TUB M ACCESSORY


Model SHIELD L TUB M  
 Category Accessories



Code 06.A05SHL.BR  
 Color Brass

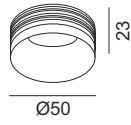


Code 06.A05SHL.CP  
 Color Copper



# TUB M ACCESSORY


Model SHIELD TUB M  
Category Accessories



Code 06.A05SH.BR  
Color Brass

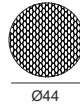


Code 06.A05SH.CP  
Color Copper




# TUB M ACCESSORY

Model HONEYCOMB TUB M  
Category Accessories



Code 06.A05HC  
Color Black




# TUB M ACCESSORY

Model DIFFUSER FOGGY TUB M  
Category Accessories



Code 06.A05SFT  
Color Foggy






# TUB M ACCESSORY

Model DIFFUSER LINE TUB M  
Category Accessories



Code 06.A05ELPS  
Color Transparent




# TUB M ACCESSORY

Model LENS TUB M  
Category Accessories



Code 06.A05LS15  
Light beam angle 15°  
Color Transparent



Code 06.A05LS30  
Light beam angle 30°  
Color Transparent

