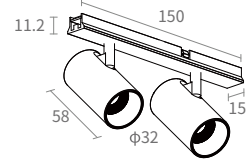
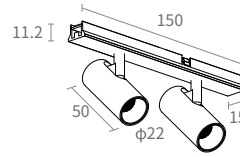


SPOT-22(D) | SPOT-32(D)



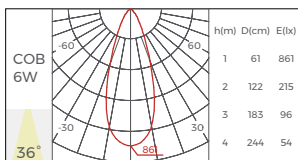
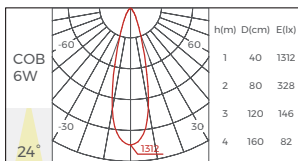
Basic Parameters

Material	AL6063
Color	White (WT) Black (BK)
Adjustable angle	Vertical 90° / horizontal 350°
Size	Φ22x50mm*2 Φ32x58mm*2

Luminaire Parameters

Model	129.4.22D.3000.-	
Light source	COB	
Input voltage	48V	
Power	2*3W	
CRI	Ra>90	
CCT	3000K/4000K	
Beam angle	24°	36°
Light efficiency*	45LM/W	60LM/W
Luminous flux*	270LM	360LM

* Light efficiency & Luminous flux parameters based on 3000K Light source
4000K Light efficiency & Luminous flux=3000K*1.08



Luminaire Parameters

Model	129.4.32D.3000.-	
Light source	COB	
Input voltage	48V	
Power	2*5W	
CRI	Ra>90	
CCT	3000K/4000K	
Beam angle	30°	36°
Light efficiency*	60LM/W	50LM/W
Luminous flux*	600LM	500LM

* Light efficiency & Luminous flux parameters based on 3000K Light source
4000K Light efficiency & Luminous flux=3000K*1.08

