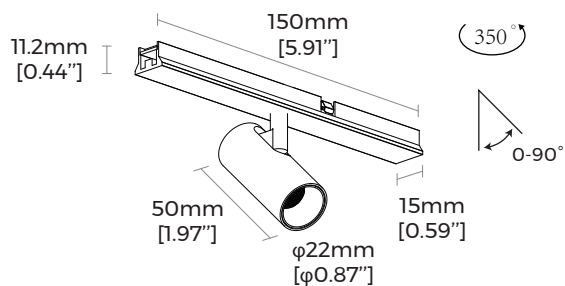


【Basic Parameters】

- Material: AL6063-T5, spraying surface
- Coating: Black (RAL9005)
- IP grade: IP20
- CCT: 3000/4000K optional
- CRI: 90
- SDCM(Whole Luminaire): <5 Step (ANSI)
- SDCM(Light source): <3 Step (ANSI)
- Input voltage: DC48V
- Working temperature: -15℃ ~35℃
- Lighting direction: Downward
- Dimming method: Non-dimming
- Application: Indoor
- Certification: CE, ROHS, Reach
- Warranty: 3 years



【Luminaire Parameters】

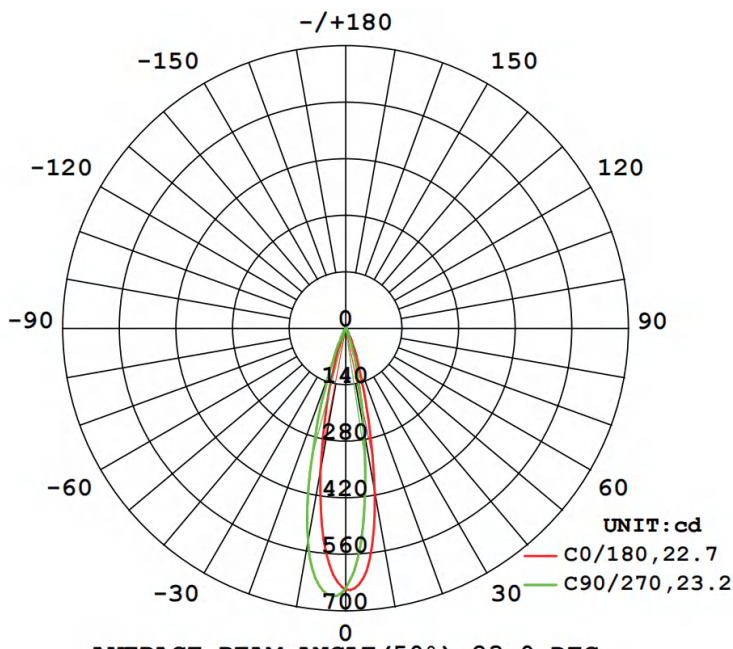
Version	Model	Size	Input Voltage (V)	Max. Current (A)	Type Power (W)	Max. Power (W)	CRI	Beam Angle	CCT	Lumen (LM)
Normal	SPOT-22	φ22*48mm	48VDC	0.0625	3.0	3.2	>90	24°	3000K	135
									4000K	145
								36°	3000K	180
									4000K	195

Note:

1. The output data is based on the testing result of Ra90,3000k luminaires;
2. The tolerance of output data can be vary up to 10%;
3. The output data is typical value.

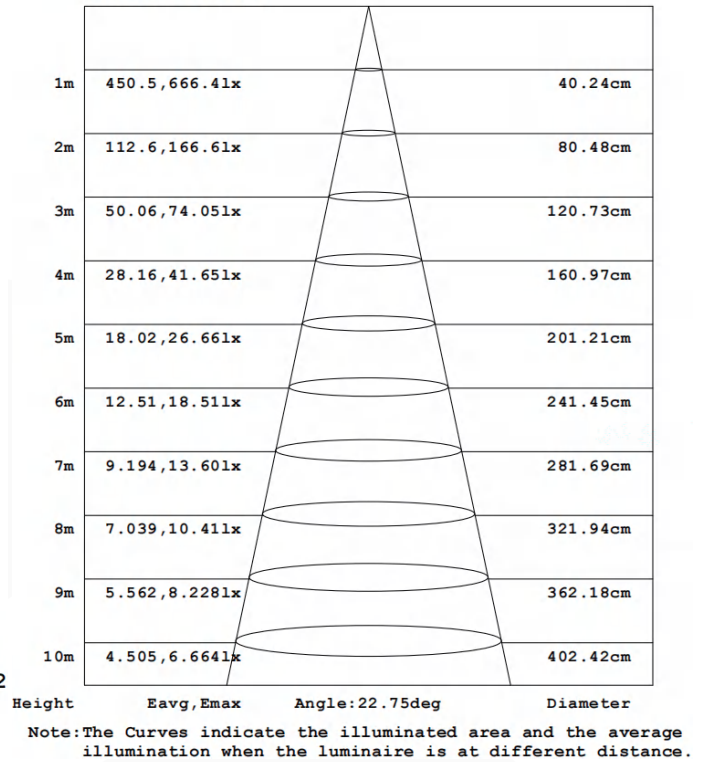
[Optical Parameter]

·24°



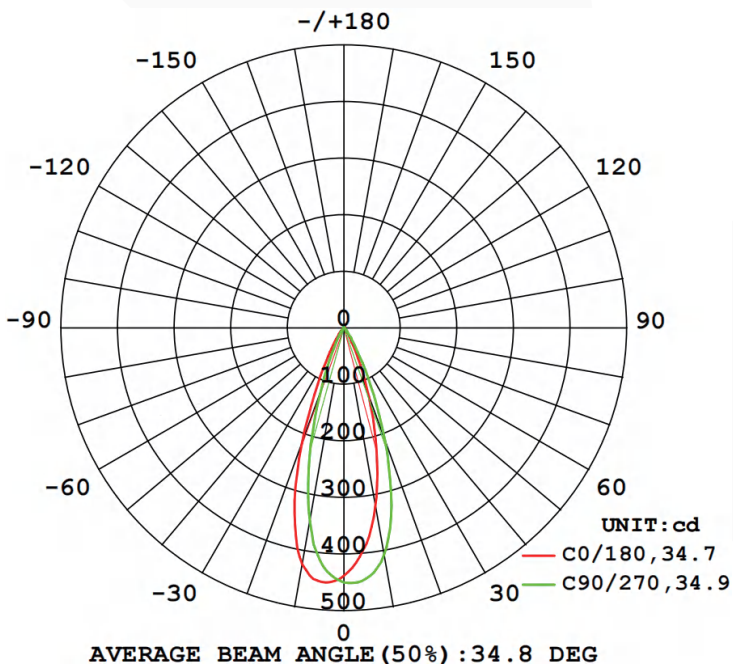
Luminous intensity distribution diagram

Flux out: 63.95 lm



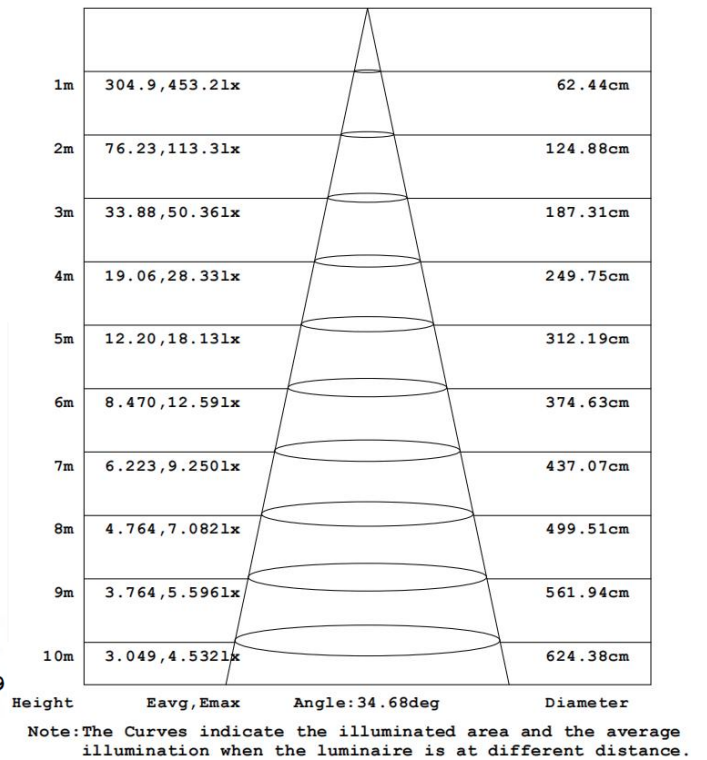
AAI Figure

·36°



Luminous intensity distribution diagram

Flux out: 101.1 lm



AAI Figure

[TLS-M15 Application]



[Points to note]

⚡ 48V Power Supply



Total track Lengths≤20M

⚡ 48V Power Supply



Load≤300W

Supplementary power supplies are needed beside the Spotlights module / Decorative module / Linear modular under below one conditions:

1. Load > 300W on the track
2. Total track length > 20M