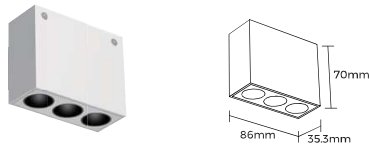


QUBIX-MM35G03

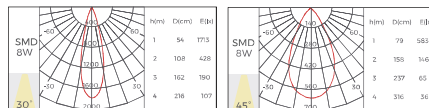


Basic Parameters

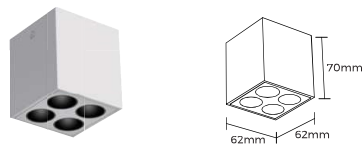
Installation	Ceiling
Material	ADC12
Coating	Spraying

Luminaire Parameters

Light Source	SMD		
Input voltage	220-240VAC		
Current	700mA		
Power	8W		
CRI	Ra>90		
CCT	2700K	3000K	4000K
Luminous Flux (lm)	450/360	460/370	480/390
Light efficiency(lm/w)	56/45	58/46	60/49
Beam Angle	30°/45°	30°/45°	30°/45°



QUBIX-MM35G04

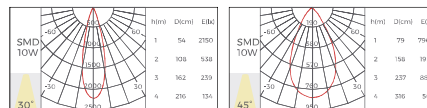


Basic Parameters

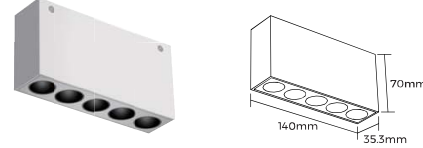
Installation	Ceiling
Material	ADC12
Coating	Spraying

Luminaire Parameters

Light Source	SMD		
Input voltage	220-240VAC		
Current	700mA		
Power	10W		
CRI	Ra>90		
CCT	2700K	3000K	4000K
Luminous Flux (lm)	630/510	640/520	680/540
Light efficiency(lm/w)	63/51	64/52	68/54
Beam Angle	30°/45°	30°/45°	30°/45°



QUBIX-MM35G05



Basic Parameters

Installation	Ceiling
Material	ADC12
Coating	Spraying

Luminaire Parameters

Light Source	SMD		
Input voltage	220-240VAC		
Current	700mA		
Power	12W		
CRI	Ra>90		
CCT	2700K	3000K	4000K
Luminous Flux (lm)	740/640	760/660	800/700
Light efficiency(lm/w)	62/53	63/55	67/58
Beam Angle	30°/45°	30°/45°	30°/45°

