

Colour(Front ring)

- Standard
- Non-standard
- WHITE
- BLACK

IP rate

- Standard
- Non-standard
- IP20
- IP54

CCT

- Standard
- Non-standard
- 2700K
- 3000K
- 3500K
- 4000K
- 5000K
- 2700-6000K

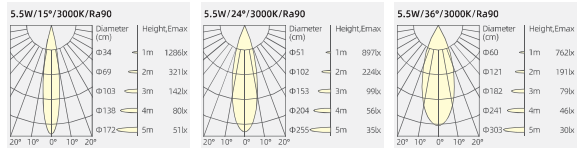
Control

- Standard
- Non-standard
- ON/OFF
- DALI
- 0/1-10V
- TRIAC
- BLUETOOTH
- ZIGBEE

LED 4.5W/6W (CREE LED)

LED Power	System Power	LED Output	System Output	Beam	CCT	CRI	Drive
4.5W	5.5W	410lm	268lm	15°	3000K	> 90	12V 350mA
4.5W	5.5W	410lm	280lm	24°	3000K	> 90	12V 350mA
4.5W	5.5W	410lm	317lm	36°	3000K	> 90	12V 350mA
6W	7W	532lm	310lm	15°	3000K	> 90	12V 500mA
6W	7W	532lm	331lm	24°	3000K	> 90	12V 500mA
6W	7W	532lm	375lm	36°	3000K	> 90	12V 500mA

Light Distribution

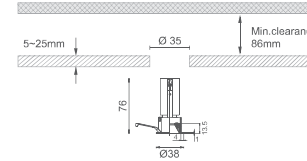



Colour(Reflector)

- Standard
- Non-standard
- White
- Black
- Silver
- Black chrome

Optical Accessories

When E01 is selected, the protection level is IP20; Choosing E02, E03, or E04 can achieve IP54 protection level; You can choose one or both: E01+E02, E01+E03, or E01+E04.



Colour(Front ring)

- Standard
- Non-standard
- WHITE
- BLACK

IP rate

- Standard
- Non-standard
- IP20
- IP54

CCT

- Standard
- Non-standard
- 2700K
- 3000K
- 3500K
- 4000K
- 5000K
- 2700-6000K

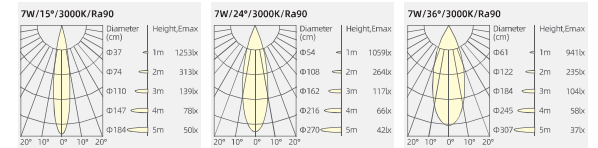
Control

- Standard
- Non-standard
- ON/OFF
- DALI
- 0/1-10V
- TRIAC
- BLUETOOTH
- ZIGBEE

LED 4.5W/6W (CREE LED)

LED Power	System Power	LED Output	System Output	Beam	CCT	CRI	Drive
4.5W	5.5W	410lm	335lm	15°	3000K	> 90	12V 350mA
4.5W	5.5W	410lm	332lm	24°	3000K	> 90	12V 350mA
4.5W	5.5W	410lm	354lm	36°	3000K	> 90	12V 350mA
6W	7W	532lm	420lm	15°	3000K	> 90	12V 500mA
6W	7W	532lm	398lm	24°	3000K	> 90	12V 500mA
6W	7W	532lm	412lm	36°	3000K	> 90	12V 500mA

Light Distribution



Colour(Reflector)

- Standard
- Non-standard
- White
- Black
- Silver
- Black chrome

Optical Accessories

When E01 is selected, the protection level is IP20; Choosing E02, E03, or E04 can achieve IP54 protection level; You can choose one or both: E01+E02, E01+E03, or E01+E04.

