

FREE CUTTING Series Specification

# CR8120

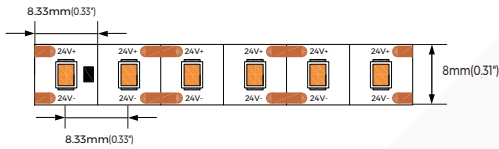
## 24V-8mm

---



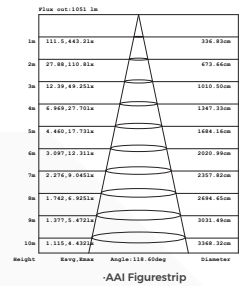
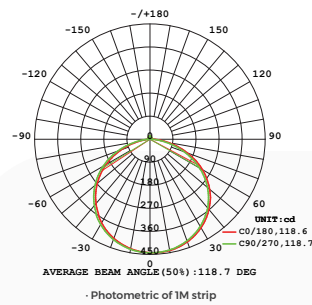
## 【General description】

- Reel to reel process, no soldering joint.
- 24V single LED per cut for more flexible application
- Mini cut uniting up to 8.33mm
- Parameter matches with traditional ones,better for stock management
- Self-encapsulated design offers 6 optional 2300-6000K white lights
- With life span over 60000H
- Ta: -25-40°C; Tc: 75°C(max)
- UL/UACK/CE/ROHS/REACH certification



## 【Dimension】

- Input voltage: DC24V  
 CRI: 90/95  
 Max.power: 10.6W(1m) 5.3W(1m)  
 Power range: 8.6~10.6W(1m)  
 4.3~5.3W(1m)  
 Rated current: 0.4A(1m) 0.2A(1m)  
 Typical Power: 9.6W(1m) 4.8W(1m)  
 tape IP: IP20/IP65/IP67  
 On-off times: 10000 (test times)  
 Warranty: 7 years indoor / 5 years outdoor
- Max.length: 5000mm(16.4')  
 Cutting unit: 1leds/8.33mm(0.33")  
 LED pitch: 8.33mm(0.33")  
 Min. bend diameter:  $\Phi$ 60mm(2.36")  
 Mounting: 3M tape  
 Copper foil: 3oz

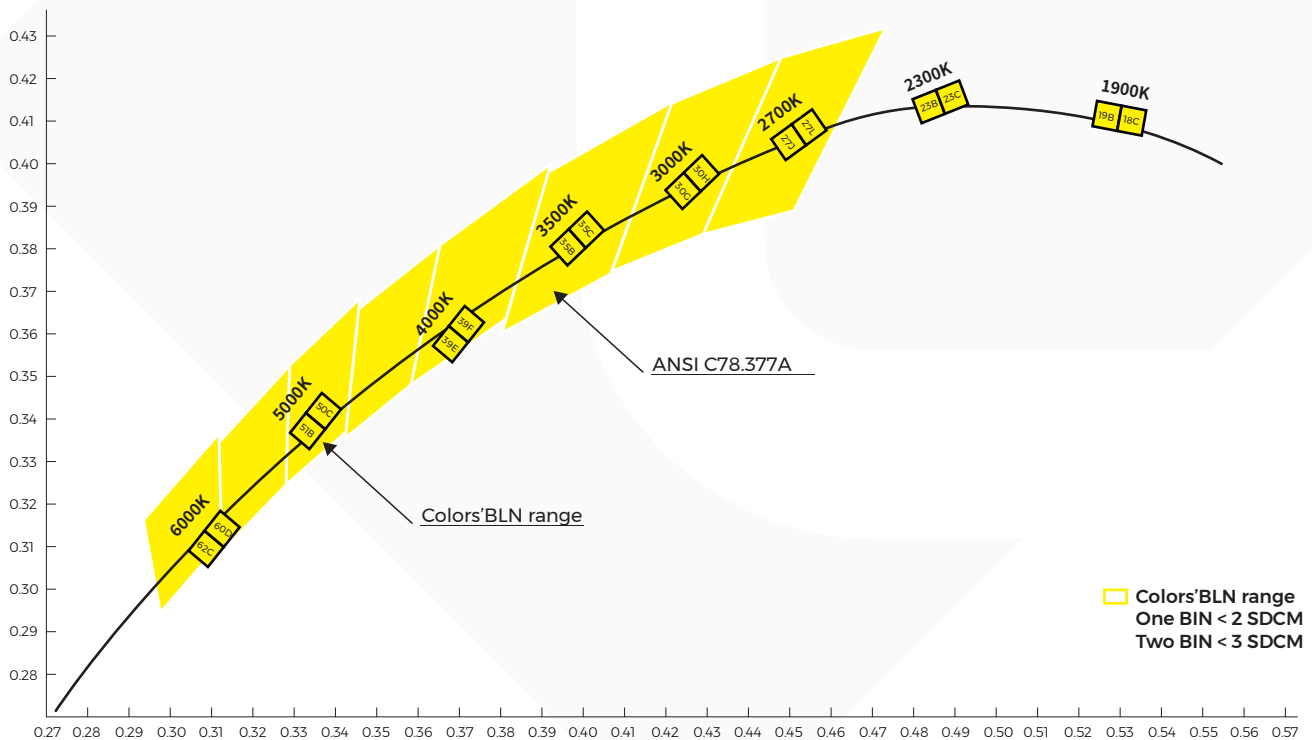


## 【Photo-electric Parameters】

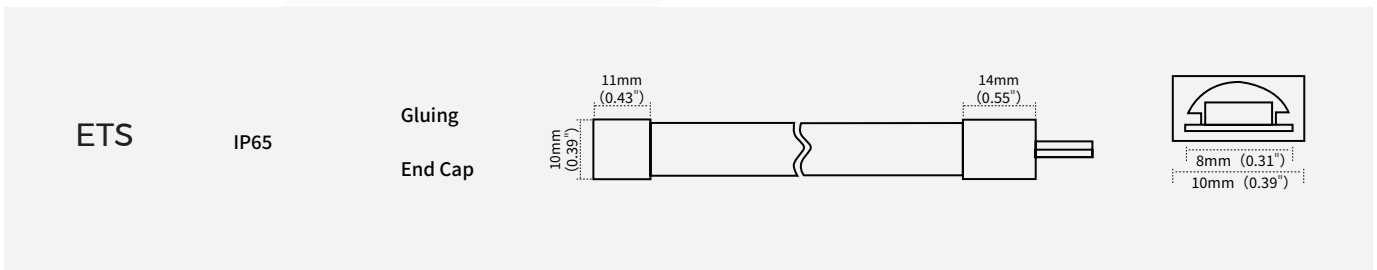
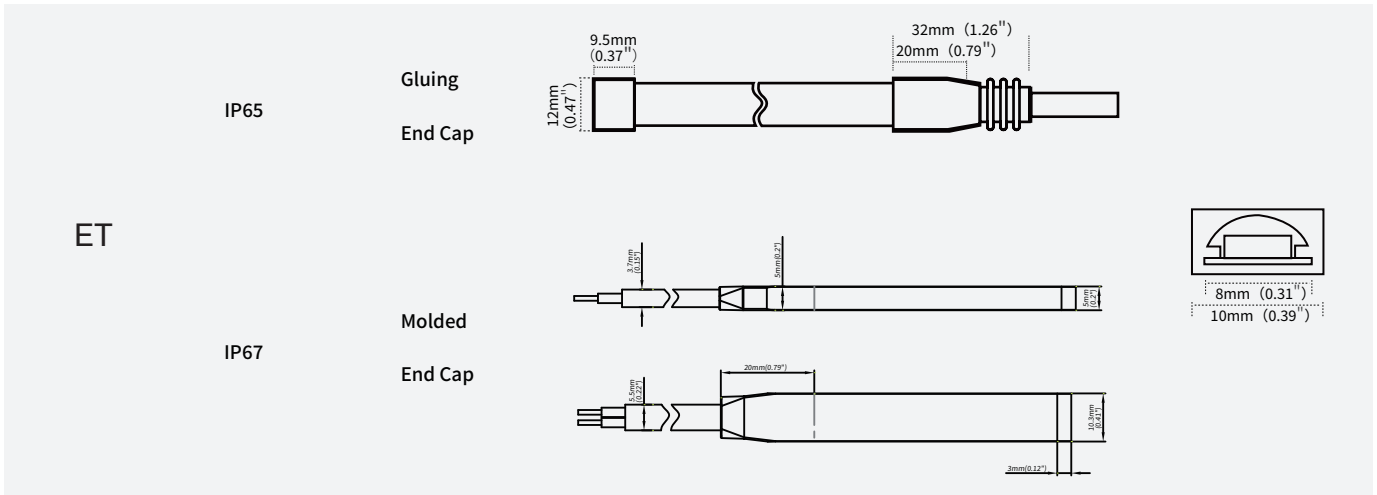
CRI	Color	CCT	Lumen(lm/m)	Lumen(lm/ft)	lm/W	ErP 2019
Ra>90(4.8W)	LW	2300K	550	168	116	E
Ra>90(4.8W)	SW	2700K	645	194	134	E
Ra>90(4.8W)	WW	3000K	665	201	139	E
Ra>90(4.8W)	PW	3500K	665	201	139	E
Ra>90(4.8W)	NW	4000K	675	204	141	E
Ra>90(4.8W)	W	6000K	640	193	133	E
Ra>90(9.6W)	LW	2300K	1110	336	116	E
Ra>90(9.6W)	SW	2700K	1285	388	134	E
Ra>90(9.6W)	WW	3000K	1335	403	139	E
Ra>90(9.6W)	PW	3500K	1335	403	139	E
Ra>90(9.6W)	NW	4000K	1350	396	141	E
Ra>90(9.6W)	W	6000K	1275	384	133	E
Ra>95(4.8W)	LW	2300K	660	201	138	E
Ra>95(4.8W)	SW	2700K	680	207	142	E
Ra>95(4.8W)	WW	3000K	700	213	146	D

CRI	Color	CCT	Lumen(lm/m)	Lumen(lm/ft)	lm/W	ErP 2019
Ra>95(4.8W)	PW	3500K	700	213	146	D
Ra>95(4.8W)	NW	4000K	720	219	150	D
Ra>95(4.8W)	W	6000K	675	205	141	E
Ra>95(9.6W)	LW	2300K	1325	350	138	E
Ra>95(9.6W)	SW	2700K	1365	403	142	E
Ra>95(9.6W)	WW	3000K	1400	416	146	D
Ra>95(9.6W)	PW	3500K	1400	426	146	D
Ra>95(9.6W)	NW	4000K	1440	439	150	D
Ra>95(9.6W)	W	6000K	1355	413	141	E

- 1.The tolerance of output data can be vary up to 10%.
- 2.the output data tested according to IES TM-30-15.
- 3.the output data is based on IP20/lmerter , data of 5m in only for reference.
- 4.IP protection process leads changes to size, CCT and luminous flux.







**【IP process information】**














Remark: IP20 strip have two kinds of wire, PVC wire is used for UL strip , and parallel wire is used for non-UL strip.

**【Electronic & output data】**

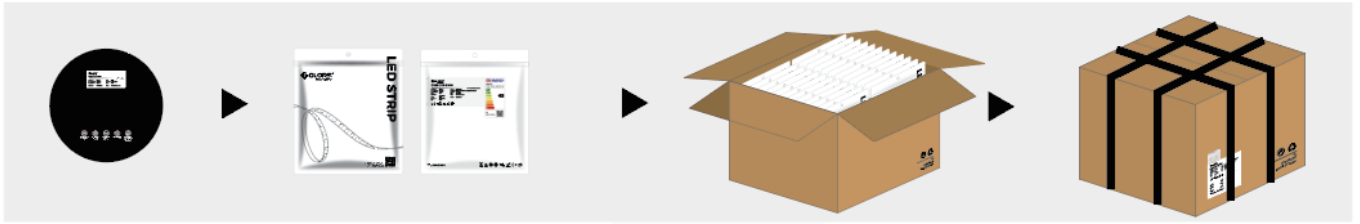
IP Process	Picture	Picture description	Size	optional CCT/color for finished product	lumen output rate
NO		No proof	8mm*1.5mm	2300K/2700K/3000K/3500K/4000K/6000K	100%
NA		Nano-proof	8mm*1.5mm	2300K/2700K/3000K/3500K/4000K/6000K	98%
ET		Extrusion tube	10mm*4.8mm	2300K/2700K/3000K/3500K/4000K/6000K	88%
ETS		Extrusion tube	10mm*4.8mm	2300K/2700K/3000K/3500K/4000K/6000K	88%

## 【Accessories Information】

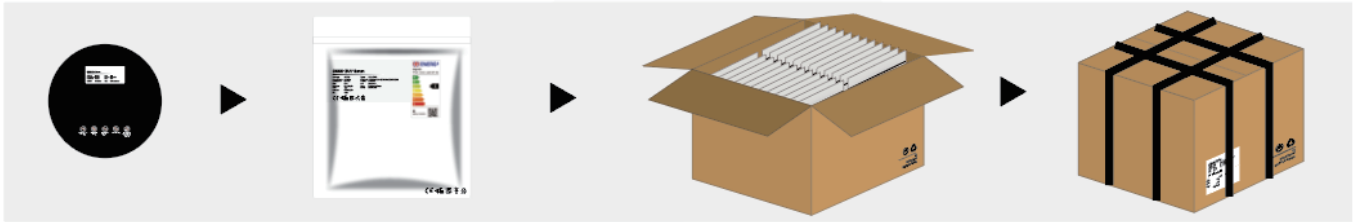
Name	Picture	Code	coding	description
Fixed Clip		94-02-00-0002	FSW08SA	Silicone clip, screw: PA 3*8mm, suitable for 8mm FPC,EF/ET strip
ET press-fit terminals		94-03-00-0027	PT208-ETWA	Monochromatic light strip, 8mm board width, ETS protection technology
ET press-fit terminals		94-03-00-0028	CBX208-ETWA020	Monochromatic light strip, 8mm board width, ETS protection technology
ET press-fit terminal kit		94-03-00-0029	STBX208-ETWA020	Monochromatic light strip, 8mm board width, ETS protection technology
Silicone Plug Kit		94-02-00-0044	DT08EA-A	Silicone plug kit, suitable for 8mm board width, ET/EF series silicone extrusion light strip
Silicone stopper kit		94-02-00-0045	DW08EA-A	Silicone tail plug kit, suitable for 8mm board width, ET/EF series silicone extrusion light strip
Mounting groove		94-02-00-0024	CVT08EA-12100100	Transparent PVC mounting groove,suitable for 8mm FPC,silicone extruded EF/ET strip
Stopper glue		94-16-03010001	AS-PG-0003	Silicone gel,suitable for ET/EF/EG waterproof LED strip
Connector for wire and FPC		/	CXB208-DFTA	2PIN,wire to board(without wire),suitable for 8mm single color IP20 strips
Connector for FPC and FPC		/	CBB208-DFTA	2PIN,board to board,suitable for 8mm single color IP20 strips
L-connector for FPC and FPC		/	CBBL208-DFTA	2PIN,board to board(L shape),suitable for 8mm single color IP20 strips

## 【Packing】

Colors brand package



General customized package

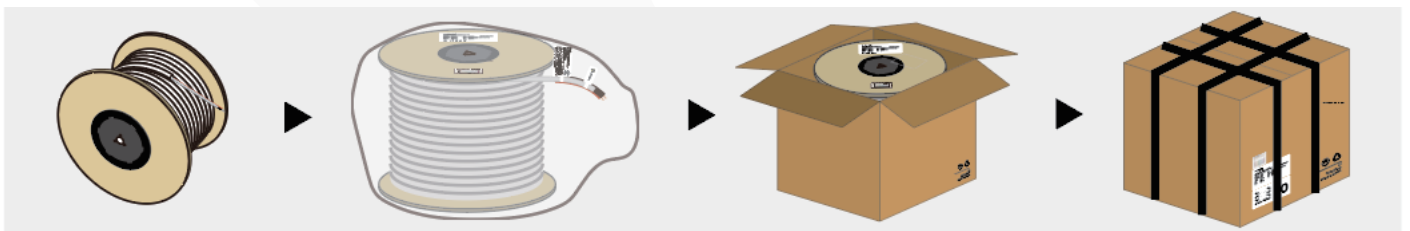


IP Process	Product size(mm)	Product quantity (m/reel)	Product quantity (m/case)	Product net weight(kg)	Net weight per box(kg)	Gross weight(kg)	Package size (cm)
NO	5000*8*1.5	5	300	0.135	8.1	9.315	41*41*26
NA	5000*8*1.5	5	300	0.137	8.22	9.453	41*41*26
ET	5000*10*4.8	5	200	0.46	18.4	21.16	41*41*26
ETS	5000*9.3*3.8	5	200	0.45	18	20.23	41*41*26

Remark: data with 10% tolerance

### · Engineering packaging of ET(IP67)

(free-soldering end caps with 40 cover per box could be ordered separately if needed)



### · Engineering packaging of NO(IP20)/NA(IP65).



IP Process	Product size(mm)	Product quantity (m/reel)	Product quantity (m/case)	Product net weight(kg)	Net weight per box(kg)	Gross weight(kg)	Package size (cm)
NO	50000*8*1.5	50	650	1.35	17.55	20.182	41*41*26
NA	50000*8*1.5	50	650	1.37	17.81	20.481	41*41*26
ET	50000*10*4.8	50	100	4.7	9.4	10.81	25.5*25.5*26
ETS	50000*10*4.8	50	100	4.7	9.4	10.81	25.5*25.5*26

Remark: data with 10% tolerance

### **【Precautions】**

- Please drive the led strip with 24VDC isolated power, and the ripple of the constant voltage source should be less than 5%.
- Please do not bend the strip into an arc with a diameter less than 60mm to ensure the longevity and reliability.
- Do not fold it in case any damage of LED beads.
- Do not pull the power wire hard to ensure the longevity. Any Crash may damage the LED light is prohibited.
- Please make sure the wire is connected to the anode and cathode correctly. The power output should be consistent with the voltage of the strip to avoid damage.
- LED lights should be stored in dry, sealed environment. Please only unpack it before usage. Ambient temperature: -25℃~40℃. Storage temperature: 0℃~60℃. Please use the strips without waterproof within indoor environment with humidity less than 70%.
- Please be careful during operation. Do not touch the AC power supply in case of electric shock.
- Please leave at least 20% power for the power supply during using to ensure there is enough power supply to drive the product.
- Do not use any acid or alkaline adhesives to fix the product (e.g.: glass cement).
- Do not scratch the product when IP process of the product is NA. Ultraviolet rays will damage the nano-layers on the product and seriously affect the life of the product.